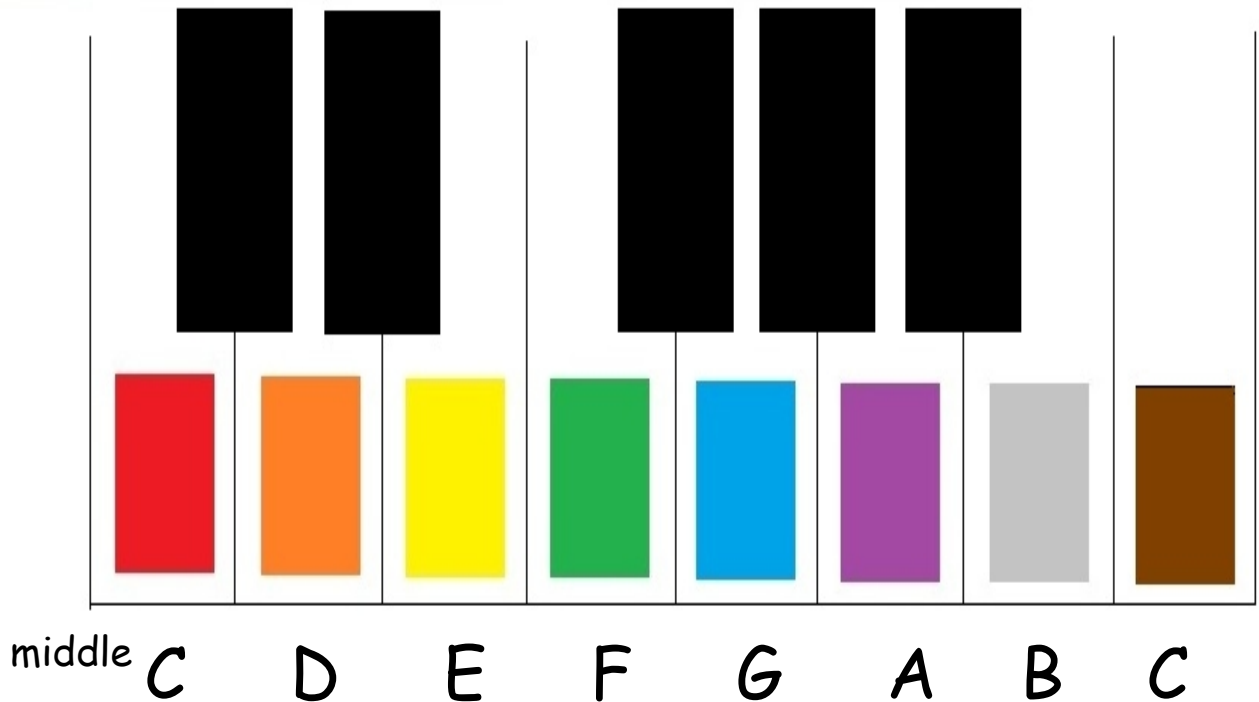


Piano for Preschool

Play by Color

Introduction



Instructions

1. Print this booklet on a color printer.
2. Cut out the color rectangles on the next page and place clear tape over them to make stickers. Place the stickers on the corresponding keys of your piano or keyboard as shown in the picture above.
3. Play the songs as though you are reading a book. The length of the color block determines the time you hold the key down for. Longer blocks of color are held down longer, shorter ones are played more quickly.

The Color Scale

Cut these colored rectangles out and tape them to your piano or keyboard.






Table of Contents

1. Hot Cross Buns
2. This Old Man
3. C Major Scale
4. The Wheels on The Bus
5. Twinkle Twinkle Little Star
6. Baa Baa Black Sheep
7. The Alphabet Song
8. The Cleanup Song
9. Mary Had a Little Lamb


1. Hot Cross Buns





2. This Old Man




3. C Major Scale





4. The Wheels On The Bus





5. Twinkle Twinkle Little Star




6. Baa Baa Black Sheep



7. The Alphabet Song



8. The Clean-Up Song



9. Mary Had A Little Lamb

